




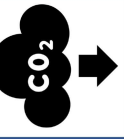

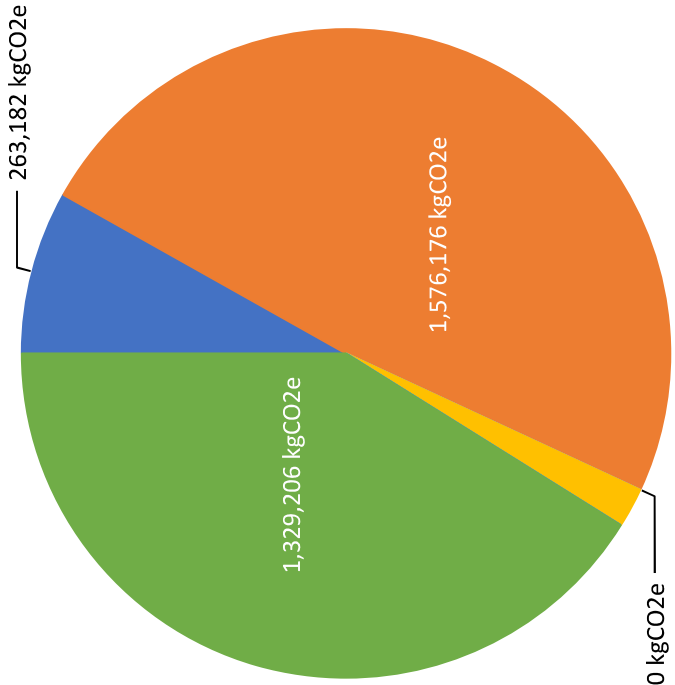
	<p>Functions & Activities</p> <p>8 Functions 48 Activities</p>		<p>Vehicles & Plant</p> <p>22 Items 1,329,206 kgCO2e</p>
	<p>Premises & Sites</p> <p>3 Sites 263,182 kgCO2e</p>		<p>Purchased Products & Services</p> <p>29 Items 1,576,176 kgCO2e</p>
	<p>Staff & Contractors</p> <p>87 Staff 64,439 kgCO2e</p>		<p>Projects & Schemes</p> <p>0 Schemes 0 kgCO2e</p>
	<p>Carbon Offsets</p> <p>0 Items 0 kgCO2e</p>	<p>Total (kgCO2e)</p> <p style="text-align: right;">3,233,003</p>	



Total kgCO2e By Service Element

- Premises & Sites
- Products & Services
- Programmes & Projects
- Staff & Operatives
- Strategic Options
- Vehicles & Plant




Premises & Sites (Scope 1 & Scope 2 Emissions)

North Lanarkshire Council

Service & Reporting Year

Highways [2022]



Service HQ	Premises / Site Name	Internal Responsible Party	Emissions Share (%)	Total Annual kgCO2e	Share Adjusted kgCO2e
<input checked="" type="checkbox"/>	Civic Centre	Corporate Carbon Team	100%	182,926.7	182,926.7
		Ownership			
		Investigate			

Scope 3: Electricity

Description	Data Source & Item	Units	Quantity	Depth Or Density Adjustment	Emission Factor	Total kgCO2e	Data Conf.	
	[BEIS] UK Electricity, National Grid, Electricity, National grid {2022}. {Ops+WTT+T&D}	kWh	1,506,035.0	0.2	0.2616	62,614.11	75	
Scope & Category Totals							62,614.1	75
							Sum	Avg

Scope 3: Heating & Cooling

Description	Data Source & Item	Units	Quantity	Depth Or Density Adjustment	Emission Factor	Total kgCO2e	Data Conf.	
	[BEIS] Heat and steam, Onsite, Heat and steam, Onsite kWh {2023}. {Ops+WTT+T&D}	kWh	3,547,260.0	0.2	0.2131	120,135.22	75	
Scope & Category Totals							120,135.2	75
							Sum	Avg

Scope 3: Water

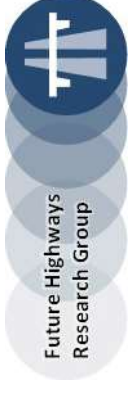
Description	Data Source & Item	Units	Quantity	Depth Or Density Adjustment	Emission Factor	Total kgCO2e	Data Conf.	
	[BEIS] Water, Water, Water supply {2023}. {Ops+WTT+T&D}	m3	6,314.0	0.2	0.1767	177.33	75	
Scope & Category Totals							177.3	75
							Sum	Avg
Overall Totals							182,926.7	75
							Sum	Avg

Premises & Sites (Scope 1 & Scope 2 Emissions)

North Lanarkshire Council

Service & Reporting Year

Highways [2022]




Service HQ	Premises / Site Name	Ownership	Internal Responsible Party	Emissions Share (%)	Total Annual kgCO2e	Share Adjusted kgCO2e
<input type="checkbox"/>	Bargeddie Depot	Investigate	Corporate Carbon Team	100%	27,421.5	27,421.5
Scope 2: Electricity						
Description	Data Source & Item	Units	Quantity	Depth Or Density Adjustment	Emission Factor	Total kgCO2e
National grid {Total:2022}	[BEIS] Fuels & Electricity, Electricity, National grid {Total:2022}	kWh	129,916.8	0.0	0.2111	27,421.54
Scope & Category Totals						
						75
						Sum
Overall Totals						27,421.5
						Sum
						75
						Avg
Blairlinn Depot						
<input type="checkbox"/>	Blairlinn Depot	Investigate	Corporate Carbon Team	100%	52,833.6	52,833.6
Scope 2: Electricity						
Description	Data Source & Item	Units	Quantity	Depth Or Density Adjustment	Emission Factor	Total kgCO2e
Electricity	[BEIS] Fuels & Electricity, Electricity, National grid {Total:2022}	kWh	250,313.0		0.2111	52,833.55
Scope & Category Totals						
						75
						Sum
Overall Totals						52,833.6
						Sum
						75
						Avg
Total Occupancy Adjusted kgCO2e						263,182

Staff & Operatives (Commuting & Business Travel, Scope 3)

North Lanarkshire Council

Service & Reporting Year

Highways [2022]



Home Working (HW) & Commuting (CT)

Name Or Identifier	HW		Daily CT		Annual CT		Carbon Factor (Travel)	Unit	Total Business Miles		Total Commuting Miles		Total Home Working kgCO2e		Data Conf.
	Days	Days	CT Miles	CT Miles	Annual CT Miles	Annual Business Miles			Business Miles	Commuting Miles	Home Working kgCO2e				

Bicycle

N/A

STA64	226.0	0.0	0	0	0	0			0.0	0.0	0.0	0.0	0.0	
			N/A		0	0			0	0	0	0	0	
					Sum	Sum			Sum	Sum	Sum	Sum	Sum	Avg
			Bicycle		0	0			0	0	0	0	0	Avg
					Sum	Sum			Sum	Sum	Sum	Sum	Sum	Avg

Car

Diesel


STA146	0.0	226.0	8	1,695			[BEIS] Travel, Staff Diesel, Cars (by size),	miles	0.2749	0.0	466.0	0.0	0.0	75
STA147	0.0	226.0	15	3,458			[BEIS] Travel, Staff Diesel, Cars (by size),	miles	0.2749	0.0	950.6	0.0	0.0	75
STA148	0.0	226.0	11	2,373			[BEIS] Travel, Staff Diesel, Cars (by size),	miles	0.2749	0.0	652.4	0.0	0.0	75
STA157	0.0	226.0	11	2,531			[BEIS] Travel, Staff Diesel, Cars (by size),	miles	0.2749	0.0	695.9	0.0	0.0	75
STA165	11.3	214.7	24	5,174			[BEIS] Travel, Staff Diesel, Cars (by size),	miles	0.2749	0.0	1,422.5	28.9	28.9	75
STA166	11.3	214.7	15	3,306			[BEIS] Travel, Staff Diesel, Cars (by size),	miles	0.2749	0.0	909.0	28.9	28.9	75
STA171	11.3	214.7	3	644			[BEIS] Travel, Staff Diesel, Cars (by size),	miles	0.2749	0.0	177.1	28.9	28.9	75
STA172	45.2	180.8	29	5,316			[BEIS] Travel, Staff Diesel, Cars (by size),	miles	0.2749	0.0	1,461.3	115.5	115.5	75
STA173	11.3	214.7	5	966			[BEIS] Travel, Staff Diesel, Cars (by size),	miles	0.2749	0.0	265.6	28.9	28.9	75
STA174	0.0	226.0	24	5,311			[BEIS] Travel, Staff Diesel, Cars (by size),	miles	0.2749	0.0	1,460.1	0.0	0.0	75
STA177	0.0	226.0	11	2,531			[BEIS] Travel, Staff Diesel, Cars (by size),	miles	0.2749	0.0	695.9	0.0	0.0	75
STA183	113.0	113.0	5	576			[BEIS] Travel, Staff Diesel, Cars (by size),	miles	0.2749	0.0	158.4	288.8	288.8	75
STA185	22.6	203.4	28	5,777			[BEIS] Travel, Staff Diesel, Cars (by size),	miles	0.2749	0.0	1,588.1	57.8	57.8	75

Staff & Operatives (Commuting & Business Travel, Scope 3)

North Lanarkshire Council

Service & Reporting Year

Highways [2022]



Home Working (HW) & Commuting (CT)


Name Or Identifier	HW		Daily CT		Annual CT		Carbon Factor Data Source & Item	Unit	Carbon Factor (Travel)	Total			Data Conf.
	Days	Days	CT Miles	CT Miles	Annual CT Miles	Business Miles kgCO2e				Commuting Miles kgCO2e	Home Working kgCO2e		
STA187	0.0	226.0	8	1,785		[BEIS] Travel, Staff Diesel, Cars (by size),	miles	0.2749	0.0	490.8	0.0	75	
STA188	0.0	226.0	19	4,294		[BEIS] Travel, Staff Diesel, Cars (by size),	miles	0.2749	0.0	1,180.5	0.0	75	
STA191	0.0	226.0	4	859		[BEIS] Travel, Staff Diesel, Cars (by size),	miles	0.2749	0.0	236.1	0.0	75	
STA193	45.2	180.8	8	1,356		[BEIS] Travel, Staff Diesel, Cars (by size),	miles	0.2749	0.0	372.8	115.5	75	
STA194	135.6	90.4	5	461		[BEIS] Travel, Staff Diesel, Cars (by size),	miles	0.2749	0.0	126.7	346.5	75	
STA195	135.6	90.4	11	1,003		[BEIS] Travel, Staff Diesel, Cars (by size),	miles	0.2749	0.0	275.9	346.5	75	
STA199e	0.0	226.0	13	2,825		[BEIS] Travel, Staff Diesel, Cars (by size),	miles	0.2749	0.0	776.6	0.0	75	
STA203	45.2	180.8	4	741		[BEIS] Travel, Staff Diesel, Cars (by size),	miles	0.2749	0.0	203.8	115.5	75	
STA204	135.6	90.4	11	967		[BEIS] Travel, Staff Diesel, Cars (by size),	miles	0.2749	0.0	265.9	346.5	75	
STA205	0.0	226.0	13	2,915		[BEIS] Travel, Staff Diesel, Cars (by size),	miles	0.2749	0.0	801.5	0.0	75	
STA206	0.0	226.0	10	2,170		[BEIS] Travel, Staff Diesel, Cars (by size),	miles	0.2749	0.0	596.5	0.0	75	
STA207	0.0	226.0	10	2,237		[BEIS] Travel, Staff Diesel, Cars (by size),	miles	0.2749	0.0	615.1	0.0	75	
STA209	0.0	226.0	11	2,373		[BEIS] Travel, Staff Diesel, Cars (by size),	miles	0.2749	0.0	652.4	0.0	75	
STA210	0.0	226.0	9	2,102		[BEIS] Travel, Staff Diesel, Cars (by size),	miles	0.2749	0.0	577.8	0.0	75	
STA211	0.0	226.0	16	3,571		[BEIS] Travel, Staff Diesel, Cars (by size),	miles	0.2749	0.0	981.7	0.0	75	
STA212e	0.0	226.0	13	2,825		[BEIS] Travel, Staff Diesel, Cars (by size),	miles	0.2749	0.0	776.6	0.0	75	
STA213	0.0	226.0	16	3,548		[BEIS] Travel, Staff Diesel, Cars (by size),	miles	0.2749	0.0	975.5	0.0	75	
STA214	0.0	226.0	12	2,735		[BEIS] Travel, Staff Diesel, Cars (by size),	miles	0.2749	0.0	751.8	0.0	75	
STA215	0.0	226.0	12	2,735		[BEIS] Travel, Staff Diesel, Cars (by size),	miles	0.2749	0.0	751.8	0.0	75	
STA216	0.0	226.0	12	2,735		[BEIS] Travel, Staff Diesel, Cars (by size),	miles	0.2749	0.0	751.8	0.0	75	
STA250	0.0	226.0	9	2,102		[BEIS] Travel, Staff Diesel, Cars (by size),	miles	0.2749	0.0	577.8	0.0	75	

Staff & Operatives (Commuting & Business Travel, Scope 3)

North Lanarkshire Council

Service & Reporting Year

Highways [2022]



Home Working (HW) & Commuting (CT)


Name Or Identifier	HW		Daily CT		Annual CT		Carbon Factor Data Source & Item	Unit	Carbon Factor (Travel)	Total		
	Days	Days	CT Miles	CT Miles	Annual Miles	Business Miles kgCO2e				Commuting Miles kgCO2e	Home Working kgCO2e	Data Conf.
STA251	0.0	226.0	8	1,695		[BEIS] Travel, Staff Diesel, Cars (by size),	miles	0.2749	0.0	466.0	0.0	75
STA252e	0.0	226.0	13	2,825		[BEIS] Travel, Staff Diesel, Cars (by size),	miles	0.2749	0.0	776.6	0.0	75
STA253	45.2	180.8	2	325		[BEIS] Travel, Staff Diesel, Cars (by size),	miles	0.2749	0.0	89.5	115.5	75
STA258	0.0	226.0	5	1,017		[BEIS] Travel, Staff Diesel, Cars (by size),	miles	0.2749	0.0	279.6	0.0	75
STA259	0.0	226.0	4	927		[BEIS] Travel, Staff Diesel, Cars (by size),	miles	0.2749	0.0	254.7	0.0	75
STA260e	0.0	226.0	13	2,825		[BEIS] Travel, Staff Diesel, Cars (by size),	miles	0.2749	0.0	776.6	0.0	75
STA261	0.0	226.0	5	1,198		[BEIS] Travel, Staff Diesel, Cars (by size),	miles	0.2749	0.0	329.3	0.0	75
STA262	0.0	226.0	7	1,537		[BEIS] Travel, Staff Diesel, Cars (by size),	miles	0.2749	0.0	422.5	0.0	75
STA267	0.0	226.0	9	2,102		[BEIS] Travel, Staff Diesel, Cars (by size),	miles	0.2749	0.0	577.8	0.0	75
STA268	0.0	226.0	9	2,102		[BEIS] Travel, Staff Diesel, Cars (by size),	miles	0.2749	0.0	577.8	0.0	75
STA270	0.0	226.0	19	4,339		[BEIS] Travel, Staff Diesel, Cars (by size),	miles	0.2749	0.0	1,192.9	0.0	75
STA271	0.0	226.0	8	1,785		[BEIS] Travel, Staff Diesel, Cars (by size),	miles	0.2749	0.0	490.8	0.0	75
STA272	0.0	226.0	8	1,785		[BEIS] Travel, Staff Diesel, Cars (by size),	miles	0.2749	0.0	490.8	0.0	75
STA273	0.0	226.0	11	2,373		[BEIS] Travel, Staff Diesel, Cars (by size),	miles	0.2749	0.0	652.4	0.0	75
STA274e	0.0	226.0	13	2,825		[BEIS] Travel, Staff Diesel, Cars (by size),	miles	0.2749	0.0	776.6	0.0	75
STA275	0.0	226.0	28	6,351		[BEIS] Travel, Staff Diesel, Cars (by size),	miles	0.2749	0.0	1,745.9	0.0	75
STA276	0.0	226.0	9	2,102		[BEIS] Travel, Staff Diesel, Cars (by size),	miles	0.2749	0.0	577.8	0.0	75
STA277	0.0	226.0	13	2,825		[BEIS] Travel, Staff Diesel, Cars (by size),	miles	0.2749	0.0	776.6	0.0	75
STA279	0.0	226.0	3	678		[BEIS] Travel, Staff Diesel, Cars (by size),	miles	0.2749	0.0	186.4	0.0	75
STA280	0.0	226.0	5	1,153		[BEIS] Travel, Staff Diesel, Cars (by size),	miles	0.2749	0.0	316.9	0.0	75
STA281e	0.0	226.0	13	2,825		[BEIS] Travel, Staff Diesel, Cars (by size),	miles	0.2749	0.0	776.6	0.0	75

Staff & Operatives (Commuting & Business Travel, Scope 3)

North Lanarkshire Council

Service & Reporting Year

Highways [2022]



Home Working (HW) & Commuting (CT)


Name Or Identifier	HW		Daily CT		Annual CT		Carbon Factor Data Source & Item	Unit	Carbon Factor (Travel)	Total		Total Home Working kgCO2e	Data Conf.
	Days	Days	CT Miles	CT Miles	Annual Miles	Business Miles				Business Miles kgCO2e	Commuting Miles kgCO2e		
STA282	0.0	226.0	8	1,785			[BEIS] Travel, Staff Diesel, Cars (by size),	miles	0.2749	0.0	490.8	0.0	75
STA283	0.0	226.0	8	1,785			[BEIS] Travel, Staff Diesel, Cars (by size),	miles	0.2749	0.0	490.8	0.0	75
STA284e	0.0	226.0	13	2,825			[BEIS] Travel, Staff Diesel, Cars (by size),	miles	0.2749	0.0	776.6	0.0	75
STA285	0.0	226.0	37	8,407			[BEIS] Travel, Staff Diesel, Cars (by size),	miles	0.2749	0.0	2,311.3	0.0	75
STA286	0.0	226.0	8	1,785			[BEIS] Travel, Staff Diesel, Cars (by size),	miles	0.2749	0.0	490.8	0.0	75
STA287	0.0	226.0	19	4,294			[BEIS] Travel, Staff Diesel, Cars (by size),	miles	0.2749	0.0	1,180.5	0.0	75
STA289	0.0	226.0	14	3,051			[BEIS] Travel, Staff Diesel, Cars (by size),	miles	0.2749	0.0	838.8	0.0	75
STA290	0.0	226.0	9	2,102			[BEIS] Travel, Staff Diesel, Cars (by size),	miles	0.2749	0.0	577.8	0.0	75
STA291	0.0	226.0	5	1,175			[BEIS] Travel, Staff Diesel, Cars (by size),	miles	0.2749	0.0	323.1	0.0	75
STA292	0.0	226.0	42	9,402			[BEIS] Travel, Staff Diesel, Cars (by size),	miles	0.2749	0.0	2,584.7	0.0	75
STA293	0.0	226.0	9	2,102			[BEIS] Travel, Staff Diesel, Cars (by size),	miles	0.2749	0.0	577.8	0.0	75
STA294	0.0	226.0	14	3,051			[BEIS] Travel, Staff Diesel, Cars (by size),	miles	0.2749	0.0	838.8	0.0	75
STA295	113.0	113.0	5	576			[BEIS] Travel, Staff Diesel, Cars (by size),	miles	0.2749	0.0	158.4	288.8	75
STA296	0.0	226.0	47	10,667			[BEIS] Travel, Staff Diesel, Cars (by size),	miles	0.2749	0.0	2,932.6	0.0	75
STA297	0.0	226.0	2	542			[BEIS] Travel, Staff Diesel, Cars (by size),	miles	0.2749	0.0	149.1	0.0	75
STA298	0.0	226.0	5	1,175			[BEIS] Travel, Staff Diesel, Cars (by size),	miles	0.2749	0.0	323.1	0.0	75
STA299	0.0	226.0	22	5,017			[BEIS] Travel, Staff Diesel, Cars (by size),	miles	0.2749	0.0	1,379.3	0.0	75
STA300	0.0	226.0	24	5,311			[BEIS] Travel, Staff Diesel, Cars (by size),	miles	0.2749	0.0	1,460.1	0.0	75
STA300	0.0	226.0	7	1,537			[BEIS] Travel, Staff Diesel, Cars (by size),	miles	0.2749	0.0	422.5	0.0	75
STA301	0.0	226.0	15	3,300			[BEIS] Travel, Staff Diesel, Cars (by size),	miles	0.2749	0.0	907.1	0.0	75
STA302	0.0	226.0	15	3,300			[BEIS] Travel, Staff Diesel, Cars (by size),	miles	0.2749	0.0	907.1	0.0	75

Staff & Operatives (Commuting & Business Travel, Scope 3)

North Lanarkshire Council

Service & Reporting Year

Highways [2022]



Home Working (HW) & Commuting (CT)

Name Or Identifier	HW		Daily CT		Annual CT		Annual Business Miles		Carbon Factor (Travel)	Unit	Carbon Factor Data Source & Item	Total Business Miles kgCO2e	Total Commuting Miles kgCO2e	Total Home Working kgCO2e	Data Conf.	
	Days	CT	Days	Miles	Days	Miles	Days	Miles								
STA305	0.0	226.0	2	542					0.2749	miles	[BEIS] Travel, Staff Diesel, Cars (by size),	0.0	149.1	0.0	75	
STA306	0.0	226.0	8	1,695					0.2749	miles	[BEIS] Travel, Staff Diesel, Cars (by size),	0.0	466.0	0.0	75	
STA329	0.0	226.0	24	5,311					0.2749	miles	[BEIS] Travel, Staff Diesel, Cars (by size),	0.0	1,460.1	0.0	75	
STA330	45.2	180.8	22	4,014					0.2749	miles	[BEIS] Travel, Staff Diesel, Cars (by size),	0.0	1,103.5	115.5	75	
STA331	0.0	226.0	29	6,644					0.2749	miles	[BEIS] Travel, Staff Diesel, Cars (by size),	0.0	1,826.7	0.0	75	
STA49	0.0	226.0	7	1,537					0.2749	miles	[BEIS] Travel, Staff Diesel, Cars (by size),	0.0	422.5	0.0	75	
STA61	113.0	113.0	2	203					0.2749	miles	[BEIS] Travel, Staff Diesel, Cars (by size),	0.0	55.9	288.8	75	
				Diesel	224,728							Sum	61,782	2,657	75	
				Car	224,728							Sum	61,782	2,657	75	
				Petrol	10,419							Sum	0	0	Avg	
				Motorcycle	10,419							Sum	0	0	Avg	
				Van								Sum	0	0	Avg	
				Diesel	542							Sum	0.0	0.0	0.0	
STA288	0.0	226.0	2	542								0.0	0.0	0.0		
				Diesel	542							Sum	0	0	0	Avg
				Sum	542							Sum	0	0	Sum	Avg

